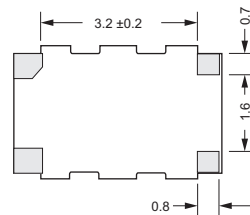
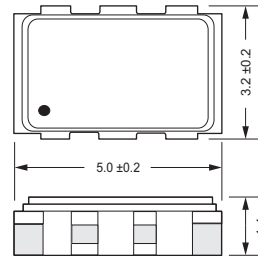




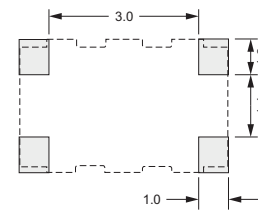
Specifications

Package	TC14R
Frequency Range (fo)	13.000~30.000MHz
Freq. Stability (Df/fo)	±2.5ppm @-30°C~75°C Max
Supply Voltage	3.0v±5%
Calib. @ Volt. Variation	±0.3ppm @+3.0v±5%
Input Current (Iop)	1.5mA Max
Load	10KW // 10pF
Output	0.8Vp-p Min Clipped Sine
Voltage Control Range	±12ppm±25%+1.5v±11v@25°C
Aging/Year (fa)	±1.0ppm@25°C

Dimensions (mm)

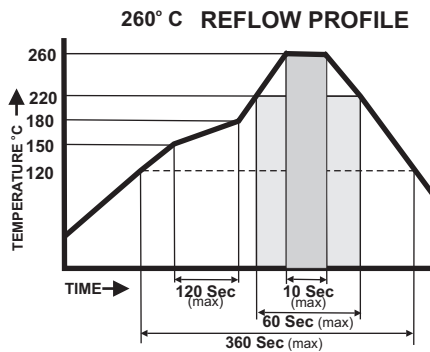


Recommended Pad (mm)



Connections

Pin 1	VC
Pin 2	GND
Pin 3	Output
Pin 4	VDD



Standard Options

Stability

T1	±5.0ppm
T2	±2.0ppm
T3	±1.0ppm
TC	Cust. Stability

Temp Range

R1	0~+50°C
R2	-10~+60°C
R3	-10~+70°C
R4	-20~+70°C
R5	-30~+80°C
R6	-40~+85°C
R7	-5~+55°C
RC	Custom Temp.

TC14R - XXX.XXX M - TX RX

PACKAGE FREQUENCY BAND FREQ. STAB TEMP. RANGE TEMP RANGE